

## VARIATION



**K20B-1 (BK)**  
**K20B-1-BS (WH)**

Elastic Mesh Backrest  
Armrest  
Sponge Pad Seat  
Synchronized Tilt Mechanism  
Engineering Plastic Base  
Urethane Caster  
680 x 590 x 970(1150)



**K20B-2 (BK)**  
**K20B-2-BS (WH)**

Sponge Pad Backrest  
Armrest  
Sponge Pad Seat  
Synchronized Tilt Mechanism  
Engineering Plastic Base  
Urethane Caster  
680 x 590 x 970(1150)

# K20

sit in joy. **krede**



## krede

주 | 크레디  
**KREDE CO., LTD.**

**HEAD OFFICE**  
A417, 25, Beobwon-ro 11gil, Songpa, Seoul, Korea  
T +82. 2. 6254. 5432  
F +82. 2. 6254. 5433  
sales@krede.co.kr

www.krede.co.kr

\* The images in this catalog can differ from the actual product.  
Please confirm the actual product before purchase.

\* The dimension and design indicated here are subject to change depending on situations  
involved with product design and manufacturing.

**krede**

## Simple Is the Best, K20

K20 is a smart task chair engineered to provide the most comfortable support for every user, as well as offering simplicity and complete ease of use. Minimal adjustments provide ease of use for improved user comfort.



### K20 MESH BACKREST

K20 with highly elastic mesh always gives you comfort feeling of seating.



### K20 PADDING BACKREST

Padding back type supplies you more comfortable and cozier feeling of seating.




## DETAIL & FUNCTION

### Weight Balance Tilt

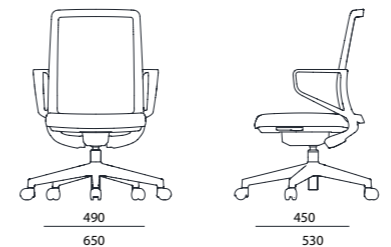
Without any separate adjustments, K20 feels the weight of each sitter, and control the tension of tilting.

### Hidden Lever

Adjusting levers are hidden in each side of the seat aiming for the apparent simplicity.



## STANDARD DIMENSION




## STANDARD COLOR & FINISHES

### Body | Plastic



### Backrest | Mesh



### Backrest, Seatrest | Fabric

